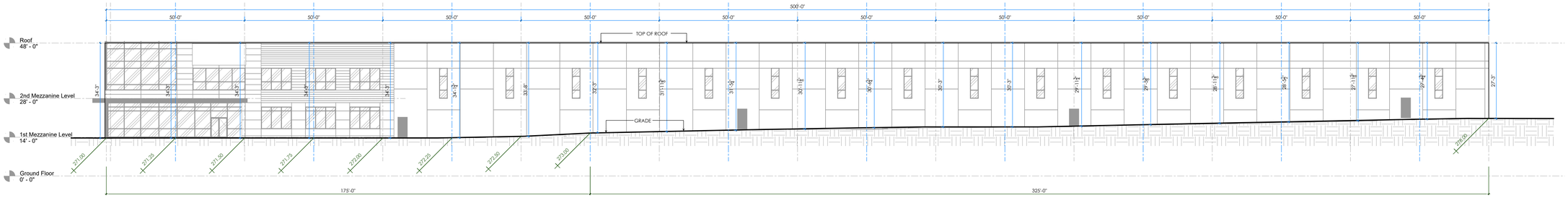

1 South Elevation View
Scale: 1/16" = 1'-0"

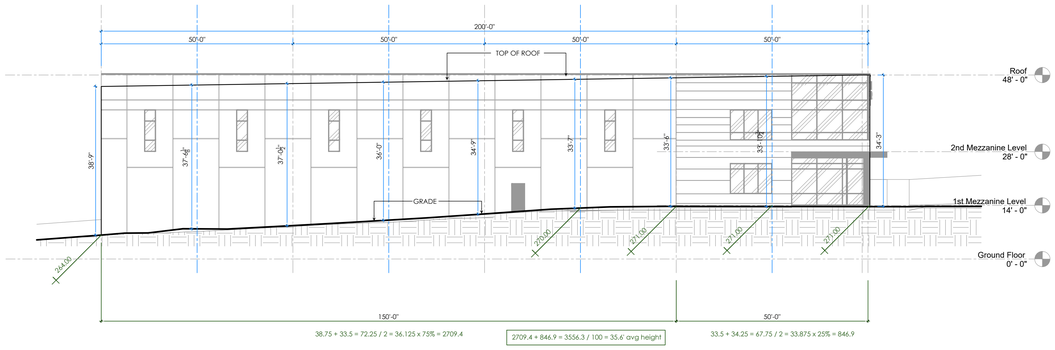

2 West Elevation View
Scale: 1/16" = 1'-0"

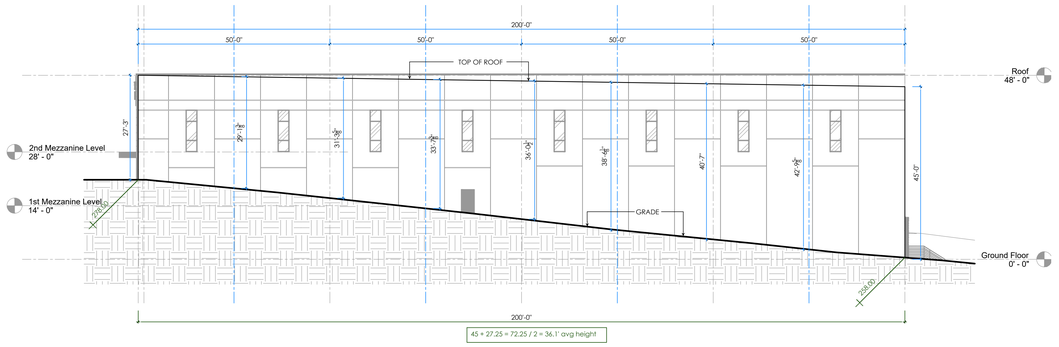

3 East Elevation View
Scale: 1/16" = 1'-0"

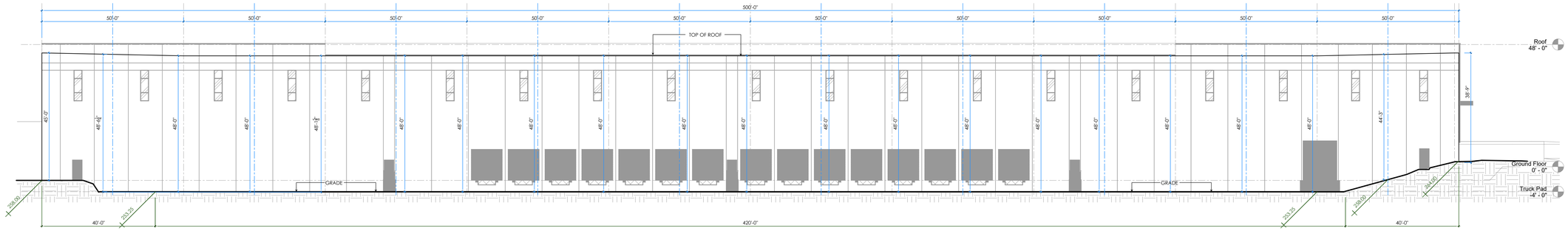

4 North Elevation View
Scale: 1/16" = 1'-0"

AVERAGE HEIGHT TABLE:

NORTH ELEVATION:	47.5' x 500 =	23,750
EAST ELEVATION:	36.1' x 200 =	7,220
SOUTH ELEVATION:	31.0' x 500 =	15,500
WEST ELEVATION:	35.6' x 200 =	7,120
TOTAL:	53,590 / 1400 = 38.3' AVG HEIGHT	



A Roof Plan
Scale: 1/32" = 1'-0"

© NOTE: All work contained herein is the sole intellectual property of Debarbieri Architects, LLC. Unauthorized reproduction and/or use (wholly or in part) is a violation of copyright law and all damages will be pursued to the fullest extent permitted by law.

debarbieri ARCHITECTS LLC
97 CHESTNUT STREET
RUTHERFORD, NJ 07070
TEL: 201.939.5469
EMAIL: DESIGN@DEBARBIERIARCHITECTS.COM
WWW.DEBARBIERIARCHITECTS.COM
CERTIFICATE OF AUTHORIZATION No. 715

JAMES E. DEBARBIERI, AIA

NJ	Lic. No.	C-7496
CT	Lic. No.	6180
NY	Lic. No.	017897-1
PA	Lic. No.	RA-010754-B
MD	Lic. No.	8523
VA	Lic. No.	0401007899
OH	Lic. No.	10007
DE	Lic. No.	5773
MI	Lic. No.	1301051414
FL	Lic. No.	AR97210
TX	Lic. No.	26423
MA	Lic. No.	951205

ALFREDO A. PAULO, AIA - LEED AP BD+C

NJ	Lic. No.	21 AI01764400

MOHAMED SHAMA, AIA

NJ	Lic. No.	21 AI01843600

BRYAN J. DEBARBIERI, AIA

NJ	Lic. No.	21 AI02071500

CONSULTANTS

REVISIONS

NO.	DESCRIPTION	DATE

PROJECT

NEW WAREHOUSE FOR
PULEO INTERNATIONAL INC

ROUTE 31
TOWN OF CLINTON, NJ

BUILDING HEIGHT
CALCULATIONS & ROOF
PLAN SHOWING PROPOSED
MECHANICAL EQUIPMENT

DATE ISSUED:	03-11-21
PROJECT NO:	20-100
DRAWING BY:	BJD
CHKD BY:	BJD
DWG. NO:	A-1.1

STATE OF NEW JERSEY
JAMES E. DEBARBIERI
LICENSED PROFESSIONAL ARCHITECT
No. 7496

SEAL & SIGNATURE

FILE NO:

SHEET:
1 OF 1